

# **ace** Charter

## *Assuring Competence in Engineering Construction*

---

**The ACE initiative has set bold new standards for competence within the sector and has created new, efficient methods of assessing the skills of personnel.**

**The vision is that by 2010 every person working on-site, on-shore in England, Scotland and Wales, will have achieved the appropriate skills qualification, based on the sector's agreed occupational standards, and that thereafter there will be a robust system in place to sustain the competence (and hence productivity) levels within sector.**

**ACE is a truly sector wide initiative and is supported and recognised by all the stakeholders, principally the Clients, Contractors and Trades Unions as the preferred mechanism for assuring competence.**

**Adoption of and support for the initiative and this charter in particular is tangible evidence of the contribution to a safe and sustainable skills base for engineering construction.**

### **ACE Charter – Definition**

A device to secure and demonstrate commitment to the initiative to be made by the signatory stakeholders. It will be further confirmation of their commitment and their intention to devote the resources needed to make it happen in a defined timetable.

### **The Need**

Demonstrable competence is a necessity. Future HSE and legislative developments are likely to increase further the requirements for a robust process that demonstrates employee competence. ACE is a vehicle that can and will deliver this to a high standard. It is not the only means to demonstrate competence, but it is the only UK-wide, cost effective initiative that is measured against National Occupational Standards designed for and by the Engineering Construction Industry.

ACE is lead by the Industry Steering Group which is representative of all stakeholders in the ECI. It is vital that all stakeholders are demonstrably active in their support of the scheme and in order for this to happen, there is a need to identify the responsibilities of the constituent parts.

If stakeholder members sign up to the Charter and responsibilities then both the Industry and the ACE ISG will have the drive, confidence and commitment to ensure the success of ACE moving forward.

## **Stakeholder Roles and Responsibilities**

### **Clients – CPCG**

- List of CPCG clients with ACE active on their sites
- List of CPCG clients that are not engaging and why
- Register of clients outwith the CPCG
- Identify what specific clients think of ACE (ie necessity, 'nice to have', irrelevance)
- Identify new and forthcoming projects if available
- Actions taken/planned to engage more clients
- Identify how clients will assure the competence of contractors from inside and outside the UK (ACE or another method?)
- The CPCG to sign the Charter
- Quarterly update of the above

### **Contractors – ECIA**

- List of all member contractors identifying which are/are not engaged with ACE
- Where members are not engaged – identify why not
- Invite contractors to sign up to the Charter and where the contractor declines, determine the reasons why
- Actions taken/planned to sign up more members to the initiative
- Specific actions the field staff are taking to promote the initiative
- All engaged contractors to individually sign the Charter (not ECIA)
- Quarterly update of the above

### **Trade Unions – NECC (Amicus, GMB and T&G)**

- List which unions are involved/supporting ACE
- If any do not support ACE – identify why not
- Actions taken/planned to promote ACE
- Identify how messages about ACE are cascaded at branch/stewards' meetings - specific representative ACE 'experts'/helpline?
- Quarterly update of the above

### **NJCECI**

- Make available to the ACE ISG, maps identifying current and proposed future projects
- The active promotion of ACE within the committees of the NJC and its communiques
- NJC ROMs will ensure that ACE features in the agendas of all PJs on Major Projects and Repair and Maintenance sites
- NJC ROMs will participate in ACE Regional Groups, workload permitting
- A quarterly update will be provided to the NJC Executive Committee
- Quarterly update of the above

## ECITB


- Facilitate and co-ordinate the ACE process
- Funding body contract management
- Administration of claims & grants
- Awarding Body activities
- Provision of Project Manager
- Marketing materials
- 7 no. ACE regional representatives and Account Manager team to promote, engage & broker ACE working with other stakeholders at a regional level
- Monthly management report
- Chairman of ECITB to sign up to the Charter
- Quarterly update of the above

## Regional Groups


- Promote ACE within the region (all constituent stakeholders – as per roles above)
- Monitor progress against targets, if not met, identify why
- Actions taken/planned to hit targets
- Contribute to ACE Bulletin/website
- Working with regional Approved Centres, supply profile information as necessary for funding bodies
- Cascade information in timely manner from the ISG (& monthly management report) - Regional Chair & Secretary
- Attend Regional Chairs' meetings & ISG (on rolling basis) – Regional Chair
- Regional Chairs (and constituent members?) to sign up to the ACE Charter
- Quarterly update of the above

The signatories below, representing the stakeholder groups, CPCG, ECIA, NECC ECITB and NJC agree to the vision and commit to encouraging their respective membership to support and adopt the charter and implement the ACE initiative.

CPCG Chairman  
Mr Roger Parkinson



ECIA President  
Mr Steve Scrimshaw




NECC Secretary  
Mr Tom Hardacre



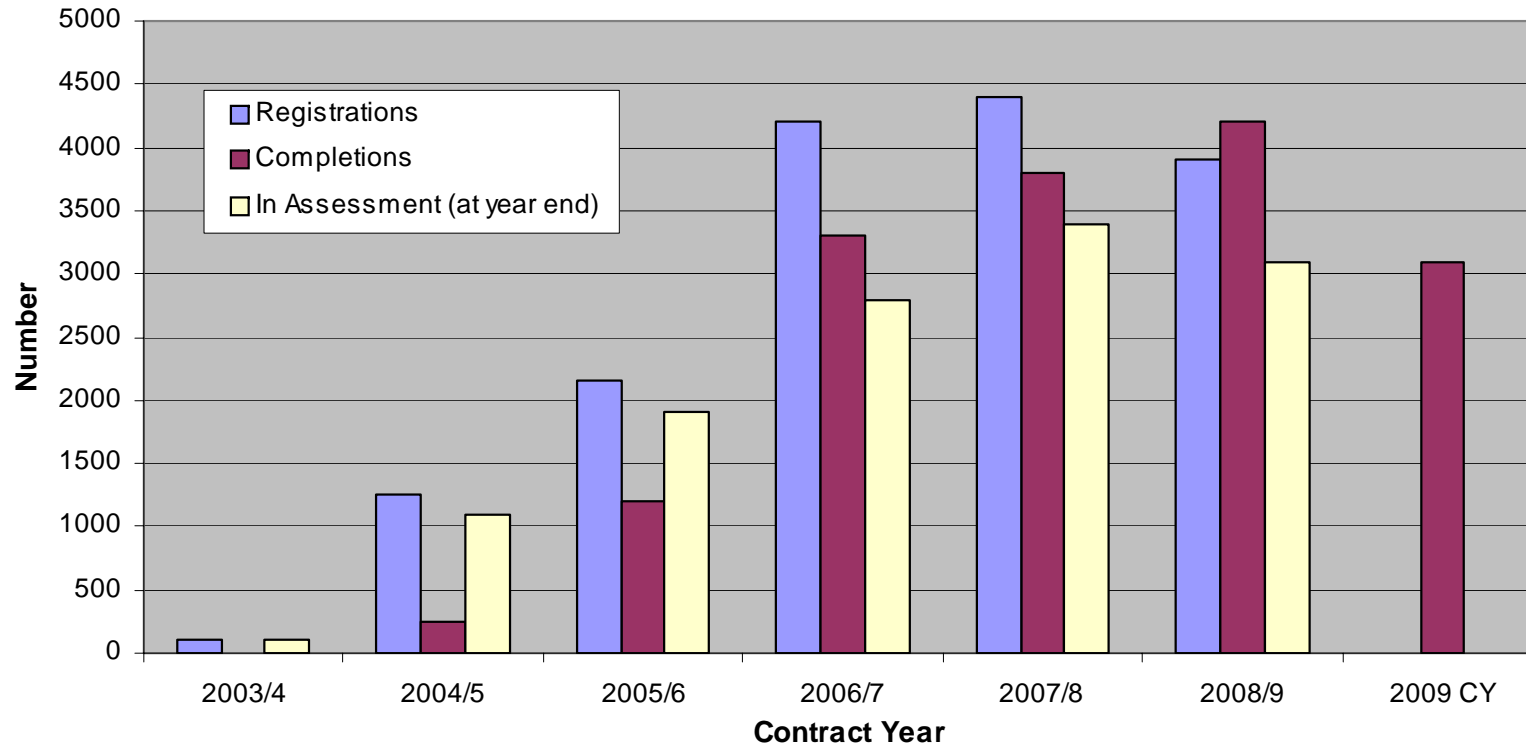
ECITB Chairman  
Mr Terry Lazenby



NJC Executive Chairman  
Mr Jock Simpson



## ACE Profile 2003-2009



	Registrations	Completions	In Assessment (at year end)	Cum. regs	Cum. comps	£ Regs	£ Comps	£ Total
<b>2003/4</b>	<b>100</b>	<b>0</b>	<b>100</b>	<b>100</b>	<b>0</b>			
<b>2004/5</b>	<b>1250</b>	<b>250</b>	<b>1100</b>	<b>1350</b>	<b>250</b>			
<b>2005/6</b>	<b>2150</b>	<b>1200</b>	<b>1900</b>	<b>3500</b>	<b>1450</b>			
<b>2006/7</b>	4200	3300	2800	7700	5050	840,000	2,640,000	3,480,000
<b>2007/8</b>	4400	3800	3400	12100	8750	880,000	3,040,000	3,920,000
<b>2008/9</b>	3900	4200	3100	16000	12850	780,000	3,360,000	4,140,000
<b>2009 CY</b>	0	3100	0	16000	15850	0	2,480,000	2,480,000
<b>Bold = actual</b>								<b>14,020,000</b>

Note: circa 150 withdrawals

Based on 16,000 site-based employees